


Ministry of Science and High Education of RF Ulyanovsk State University	Form	
F – Evaluation funds of the discipline		

**APPROVED BY**  
by the decision of the Academic Council of the USU  
Institute of Medicine, Ecology and Physical Culture

12.05.2021 Record No. 9/239

Chairman Midlenko V.I.

(Signature, Name)

«12» May 2021.

### EDUCATIONAL PLAN

Discipline	<b>Actual issues of hospital surgery</b>
Faculty	Medical faculty of T.Z. Biktimirov
Department	Hospital surgery, anesthesiology, resuscitation, urology, traumatology and orthopedics
Course	6

Direction (specialty) 31.05.01 General medicine

the code of the direction (specialty), full name

Orientation (profile/specialty) not provided

full name

Form of training \_\_\_\_\_ full-time \_\_\_\_\_

full-time, part-time, part-time (specify only those that are being implemented)

Date of introduction into the academic process at Ulyanovsk State University 01.09.2021



Revised at the Department meeting, Record No 1 of «30» 08 2022


Revised at the Department meeting, Record No 1 of «30» 08 2023

Revised at the Department meeting, Record No 1 of «30» 08 2024

Information about developers:

Full name	Abbreviation of Department	Academic, degree, title
Chavkin P.M.	Hospital surgery, anesthesiology, resuscitation, urology, traumatology and orthopedics	MD, Associate Professor

Agreed	Agreed
Head of department, developing discipline	Head of the graduating Department
 / <u>Midlenko V.I.</u> /	 / <u>Vize-Khripunova M.A.</u> /
Signature _____ Full name _____	Signature _____ Full name _____
« <u>12</u> » May _____ 2021 г.	« <u>12</u> » May _____ 2021 г.

Ministry of Science and High Education of RF Ulyanovsk State University	Form	
F – Evaluation funds of the discipline		


#### Purposes of discipline:

The objectives of the discipline: obtaining knowledge on the etiology, pathogenesis, clinical picture and diagnosis of surgical diseases of emergency pathology, differential diagnosis of surgical diseases, methods of treatment and prevention of emergency abdominal pathology.

The process of discipline development «Hospital surgery and pediatric surgery» is to form general professional competences (GPC-8) and professional competencies (PC-6, PC-8, PC-11).

#### **Objectives of the subject " Actual issues of hospital surgery ":**

- ensure the assimilation by students of the program of hospital surgery based on the knowledge gained in the departments of elementary courses;
- develop a scientific understanding among students about the relationship between the structure, function of organs and human systems, depending on environmental conditions;
- teach students methods of clinical examination of patients with a surgical profile, correctly formulate a diagnosis and choose therapeutic and tactical measures;
- teach to develop a diagnostic algorithm for the most common surgical diseases of abdominal surgery;
- Teaching students the most important methods of objective examination; allowing to evaluate the objective status of the patient;
- teaching students to recognize leading clinical symptoms and syndromes when examining a patient, when determining the severity of the pathological process;
- teaching students to choose the best methods of laboratory and instrumental examination, the compilation of the differential diagnosis algorithm;
- training in the full scope of medical, rehabilitation and preventive measures among patients with various nosological forms of diseases; - training students to provide first aid in case of emergency;
- Training students to choose the optimal treatment regimens for the most common surgical diseases; - To bring up ethical standards of behavior in the clinic, respect for colleagues and patients.

Ministry of Science and High Education of RF Ulyanovsk State University	Form	
F – Evaluation funds of the discipline		

## 2. Place of the course in the curriculum

Discipline “**Actual issues of hospital surgery**” is referred to professional cycle of speciality «General medicine». Discipline is mastered in English.

Discipline B1.8.OD.6 “Actual issues of hospital surgery” refers to the compulsory disciplines of the variable part of the curriculum in the specialty “General Medicine”. The development of the discipline is based on the knowledge, skills and abilities formed by previous disciplines and practices:

### **History of medicine:**

knowledge: prominent figures in medicine and health care, outstanding medical discoveries, the impact of humanistic ideas on medicine; skills: to analyze and evaluate the contribution of prominent domestic figures in medicine and healthcare to the development of methods for diagnosing diseases of internal organs; skills: to own the instrument of education of patriotism and civic responsibility.

### **Bioethics:**

knowledge: the doctrine of the health of children and adults, methods of its preservation, the relationship "doctor-patient"; moral and ethical standards, rules and principles of professional medical behavior, the rights of the patient and the doctor, the main ethical documents of international and domestic professional medical associations and organizations; skills: protect the civil rights of doctors and patients; skills: moral and ethical argumentation;

### **Psychology and pedagogy:**

knowledge: the main directions of psychology, general and individual characteristics of the psyche of an adult, the psychology of personality and small groups; skills: to build and maintain working relationships with other team members; skills: public speaking, conducting discussions and round tables, the skills of informing patients in accordance with the requirements of the "informed consent" rules;

### **Latin language:**

knowledge: basic medical and pharmaceutical terminology in Latin; skills: use at least 900 terminological units and terminological elements; skills: reading and writing in Latin of clinical and pharmaceutical terms and recipes;

### **Medical informatics:**


knowledge: theoretical foundations of computer science, collection, storage, processing, transformation, dissemination of information in medical and biological systems, the use of information computer systems in medicine and healthcare; skills: the use of educational, scientific, popular science literature, the Internet for professional activities; statistical processing of experimental data; skills: basic technologies for converting information: text, tabular editors, Internet search;

### **Chemistry:**

knowledge: structure and biochemical properties of the main classes of biologically important compounds, the main metabolic pathways for their transformation; safety regulations and work in chemical laboratories, with reagents, devices; skills: use of chemical equipment; skills: observance of safety measures during the work in chemical laboratories.

### **Biology:**

knowledge: general patterns of the origin and development of life; human anthropogenesis and ontogenesis; laws of genetics, its significance for medicine; patterns of heredity and variability in individual development as the basis for understanding the pathogenesis and etiology of hereditary and multifactorial human diseases; skills: use physical and biological

Ministry of Science and High Education of RF Ulyanovsk State University	Form	
F – Evaluation funds of the discipline		

equipment, work with magnifying equipment (microscopes, optical and simple magnifiers); chart family genealogy based on a survey of patients; skills: determine the type of inheritance of diseases of internal organs.

**Biochemistry:**

knowledge: the chemical and biological essence of the processes occurring in a living organism, at the molecular and cellular levels; structure and biochemical properties of the main classes of biologically important compounds, the main metabolic pathways for their transformation; the role of cell membranes and their transport systems in the metabolism in the body of children and adolescents; safety regulations and work in chemical and biological laboratories, with reagents, devices, animals; skills: substantiation of the standard of biochemical laboratory tests for various diseases of internal organs; skills: interpretation of the results of the most common laboratory biochemical research methods.

**Human anatomy:**

knowledge: anatomical and physiological features of the structure and development of the human body; skills: to correlate the topography of internal organs with the projection onto the surface of the human body in a clinical study of a patient; skills: determine the projection of internal organs on the surface of the patient's body.

**Histology, embryology, cytology:**

knowledge: the basic laws of the development and vital functions of the human body based on the structural organization of cells, tissues and organs; histo-functional features of tissue elements; skill: to analyze the histological state of various cellular, tissue and organ structures of a person; work with magnifying equipment (microscopes, optical and simple magnifiers); skills: interpret the results of histological examination of biopsy material of normal organs.

**Normal physiology, pathological physiology:**

knowledge: the basic physical phenomena and patterns that underlie the processes taking place in the human body; functional systems of the human body, their regulation and self-regulation under the influence of the external environment is normal; skill: orientation in the mechanisms of functional processes in the human body; skills: interpretation of the results of normal instrumental and laboratory research methods.

**Hygiene:**


knowledge: the basics of preventive medicine, sanitary and hygienic requirements for the device, organization and mode of operation of hospitals, departments and wards in hospitals; skills: to analyze and evaluate the quality of medical care, the health status of children and adults, the impact on it of lifestyle factors, the environment, biological and organization of medical care; conduct preventive measures with patients to increase the body's resistance to adverse environmental factors using various hardening methods; promote a healthy lifestyle; skills: assessment of the health status of the population of various age and gender groups;

**Microbiology, Virology:**

knowledge: classification, morphology and physiology of microorganisms and viruses, their impact on human health, methods of microbiological diagnostics, principles of application of the main antibacterial, antiviral and biological drugs, the basics of preventive measures to prevent infectious diseases; skills: to work with magnifying equipment (microscopes, optical and simple magnifiers) to conduct microbiological and virological diagnostics, to conduct sanitary-educational work on hygiene issues; skills: analysis and interpretation of the results of modern microbiological and virological diagnostic methods for successful treatment and prevention activities.

**Immunology:**

knowledge: structures and functions of the human immune system, its age-related features,

Ministry of Science and High Education of RF Ulyanovsk State University	Form	
F – Evaluation funds of the discipline		

cellular and molecular mechanisms of the development and functioning of the immune system, the main stages, types, genetic control of the immune response, immunodiagnostic methods; methods for assessing the immune status, indications and principles for its assessment, immunopathogenesis, methods for diagnosing the main diseases of the human immune system, types and indications for the use of immunotropic therapy; skills: to characterize and evaluate the levels of organization of the human immune system, evaluate the mediating role of cytokines; substantiate the need for clinical and immunological examination of the patient, interpret the results of the assessment of the immune status according to tests of the 1st level; interpret the results of the main diagnostic allergological tests; justify the need for immunocorrective therapy; skills: making a preliminary immunological diagnosis, followed by referral to an allergist-immunologist; the fundamentals of medical diagnostic and therapeutic measures for the provision of first aid in emergency and life-threatening conditions with immune disorders.

#### **Pharmacology:**

knowledge: classification and basic characteristics of drugs, pharmacodynamics and pharmacokinetics, indications and contraindications for the use of drugs, side effects; general principles for prescribing and prescribing medicines; skills: to analyze the effect of drugs on the totality of their pharmacological properties and the possibility of their use for therapeutic treatment; prescribe drug prescriptions, use various dosage forms in the treatment of certain pathological conditions, based on the characteristics of their pharmacodynamics and pharmacokinetics; apply basic antibacterial, antiviral and biological drugs; to evaluate the possible manifestations of an overdose of drugs and how to eliminate them; skills: the use of drugs in the treatment, rehabilitation and prevention of various diseases and pathological conditions.


#### **General surgery and radiation diagnostics:**

knowledge: asepsis and antiseptics, the concept of hospital infection, the structure of a surgical hospital. Diagnostic methods for a surgical patient; skills: to examine patients with various traumatic injuries, with a purulent-septic state, identify life-threatening disorders during bleeding, apply transport tires, bandage and kerchief bandages, administer medications through drains and microirrigators, evaluate the suitability of blood and its preparations. Before the operation, treat your hands, the surgical field, put on a sterile mask, gloves, a bathrobe. Determine the presence of a fracture and dislocation, free gas in the abdominal cavity, and hydro-pneumothorax by the radiograph; skills: own basic medical measures for providing first aid in emergency and life-threatening conditions. Interpret the results of x-ray and ultrasound research methods.

#### **Infectious diseases:**

knowledge: etiology, pathogenesis of infectious diseases, basic clinical manifestations, basic methods of laboratory and instrumental diagnostics used in infectology; basic principles for the treatment of infectious diseases and rehabilitation of patients, indications for hospitalization of an infectious patient, specific and non-specific prophylaxis of infectious diseases; structure of the infectious disease service, indications for outpatient treatment of an infectious patient, transportation of an infectious patient to a hospital: isolation rules for hospitalization of patients, sanitary and hygienic requirements for the device, organization of work and the regime of infectious diseases hospitals, departments, boxes; features of the organization of work with patients with HIV infection; skills: determine the status of an infectious patient; make a preliminary diagnosis; outline the scope of additional studies to clarify the diagnosis and obtain a reliable result; conduct differential diagnosis of the leading clinical syndrome; prescribe adequate etiotropic and pathogenetic therapy; to carry out specific and non-specific prophylaxis of infectious diseases; organize anti-epidemic measures; skills: to interpret the survey, physical examination, clinical examination, the results of modern laboratory and instrumental studies; use



Ministry of Science and High Education of RF Ulyanovsk State University	Form	
F – Evaluation funds of the discipline		

the diagnosis algorithm for the most common infectious diseases; an algorithm for choosing drug and non-drug therapy for patients with infectious diseases; the implementation of specific and non-specific prevention of infectious diseases; anti-epidemic measures.

**Propaedeutics of internal diseases:**


knowledge: patterns of functioning of individual organs and systems, the main pathological symptoms and syndromes of diseases, methods of objective examination of the patient, modern methods of laboratory, instrumental examination of patients; skills: to determine the status of the patient: to collect anamnesis, conduct a survey of the patient and / or his relatives, conduct a physical examination of the patient (examination, palpation, auscultation, measurement of blood pressure, determination of the properties of the arterial pulse, etc.); assess the condition of the patient to decide on the need for medical care; conduct an initial examination of systems and organs; set priorities for resolving patient health problems; skills: general clinical examination; interpretation of the results of laboratory, instrumental diagnostic methods, the use of simple medical instruments.

**Hospital therapy, faculty pediatrics, endocrinology:**

knowledge: etiology, pathogenesis and preventive measures of the most common diseases; modern classification of diseases; the clinical picture, the features of the course and possible complications of the most common diseases that occur in a typical form in different age groups; diagnostic methods, diagnostic capabilities of direct patient research methods, modern methods of clinical, laboratory, instrumental examination of patients; diagnosis criteria for various diseases; methods of conducting emergency measures, indications for planned hospitalization of patients; treatment methods and indications for their use; skills: make a preliminary diagnosis, outline the volume of additional studies in accordance with the prognosis of the disease, to clarify the diagnosis and obtain a reliable result; formulate a clinical diagnosis; to develop a therapeutic action plan, taking into account the course of the disease and its treatment; to formulate indications for the chosen method of treatment taking into account etiotropic and pathogenetic agents, to substantiate pharmacotherapy in a particular patient; determine the route of administration, regimen and dose of drugs, evaluate the effectiveness and safety of treatment; use the methods of primary and secondary prevention (based on evidence-based medicine) in medical activities; skills: proper management of medical records; general clinical examination methods; interpretation of the results of laboratory, instrumental diagnostic methods; an algorithm for a comprehensive clinical diagnosis; appointment of patients with adequate therapeutic treatment in accordance with the diagnosis, emergency care in life-threatening conditions.

**Obstetrics and gynecology:**

knowledge: the organization of obstetric and gynecological care to the population, methods of clinical, laboratory and instrumental diagnosis of gynecological diseases, physiological and pathological pregnancy; methods of pregnancy and childbirth; modern methods of pregnancy planning, methods of antenatal protection of the fetus and prenatal diagnosis; criteria for assessing the condition of the newborn, criteria for prematurity; management methods for children with various perinatal pathologies, premature babies; cardiopulmonary resuscitation methods; skills: diagnosis and management of physiological pregnancy, timely detection of abnormalities during pregnancy, the implementation of the algorithm for the selection of therapy for pathological pregnancy and gynecological pathology, the adoption of physiological and pathological births, assessment of the condition of the newborn, emergency care for critical conditions of the newborn; skills: interpretation of the results of clinical, laboratory, instrumental methods for diagnosing pregnancy, gynecological diseases; physiological pregnancy management, delivery, assessment of the state of full-term and premature newborns; use of antenatal fetal protection methods.

Ministry of Science and High Education of RF Ulyanovsk State University	Form	
F – Evaluation funds of the discipline		

### **Neurology, medical genetics and neurosurgery:**

knowledge: basic neurological syndromes; clinical picture, course features and possible complications of the most common neurological diseases; modern methods of clinical, laboratory, instrumental examination of neurological patients; treatment methods and indications for their use; types of inheritance of diseases and clinical manifestations of hereditary pathology, general characteristics of diseases with a hereditary predisposition, general principles and characteristics of the diagnosis of hereditary diseases, causes of origin and diagnostic significance of morphogenetic variants of diseases; congenital malformations; skills: make a preliminary diagnosis, outline the amount of additional research in accordance with the prognosis of the disease; formulate a clinical diagnosis; develop a therapeutic action plan; substantiate pharmacotherapy in a particular patient; conduct antenatal diagnosis of hereditary diseases; skills: proper management of medical records; general clinical examination methods; interpretation of the results of laboratory, instrumental diagnostic methods; an algorithm for a comprehensive clinical diagnosis; the appointment of patients with adequate therapeutic treatment in accordance with the diagnosis, the provision of emergency care in life-threatening conditions; studying heredity in humans (cytogenetic method, genealogical method, twin method), analysis of the role of hereditary and exogenous factors in the development of pathological conditions.

### **Public health and healthcare organization:**

knowledge: the basics of the legislation of the Russian Federation on the protection of public health, the basic regulatory and technical documents; basic principles of management and organization of medical care for the population; the basis of legislation on the sanitary and epidemiological welfare of the population


### **Faculty surgery, urology:**

knowledge: clinical picture, course features and possible complications of the most common diseases that occur in a typical form in different age groups. Diagnostic methods, diagnostic capabilities of methods for direct examination of a patient with a surgical profile; skills: to determine the status of the patient: to collect an anamnesis, conduct a survey, physical examination, assess the patient's condition to decide on the need for medical care, and conduct an examination of systems and organs. Outline the volume of additional studies in accordance with the prognosis of the disease to clarify the diagnosis and obtain a reliable result. Choose an individual type of care for the treatment of the patient in accordance with the situation: primary care, ambulance, hospitalization; skills: to possess methods of general clinical examination, interpretation of laboratory results, instrumental diagnostic methods, basic medical measures to provide first aid in emergency and life-threatening conditions.

### **Training practice "Patient Care":**

knowledge: types of sanitary treatment of patients, types of fevers, especially the observation and care of patients with diseases of various body systems; skills: sanitary treatment of the patient upon admission to the hospital and during his stay in the hospital, change of patient's underwear and bed linen, treatment of pressure sores; care for patients of various ages suffering from diseases of various organs and systems, their transportation; thermometry, control of daily diuresis, collection of biological material for laboratory research, anthropometry, staging of various types of enemas, feeding of seriously ill patients; disinfection and pre-sterilization preparation of medical instruments, materials and patient care products; skills: patient care, taking into account their age, nature and severity of the disease; care for seriously ill and agonizing patients.

The results of the study of the discipline are the basis for the study of disciplines: Oncology, Modern aspects of oncology, Surgical gastroenterology and endoscopy, Palliative medicine.

Ministry of Science and High Education of RF Ulyanovsk State University	Form	
F – Evaluation funds of the discipline		


### 3. Requirements to course completion results

The study of the subject « Hospital surgery and pediatric surgery» within the completion of the educational program is directed towards the formation of the following general and professional competencies in students:


The process of mastering the discipline “Actual issues of hospital surgery” is aimed at the formation of general professional (GPC-8, GPC-11) and professional competencies (PC-5, PC-6, PK-8).

№	Competence index	Content of a competence (or a part of it)	The proposed results of the course students are:		
			to know	be able to	masters
1	<b>GPC-8</b>	Readiness for medical use of drugs and other substances and their combinations in solving professional problems	clinical and pharmacological characteristics of the main groups of drugs and the rational choice of specific drugs in the treatment of major pathological syndromes of diseases and emergency conditions in patients	<ul style="list-style-type: none"> <li>- analyze the effect of drugs on the totality of their pharmacological properties and the possibility of their use for the treatment of patients;</li> <li>- develop a treatment plan taking into account the course of the disease, select and prescribe drug therapy;</li> <li>- substantiate pharmacotherapy in a particular patient with major pathological syndromes and emergency conditions, determine the route of administration, mode and dose of drugs; - formulate indications for the chosen method of treatment taking into account etiologic and pathogenetic</li> </ul>	- basic medical diagnostic and treatment measures for first aid in emergency and life-threatening conditions




Ministry of Science and High Education of RF Ulyanovsk State University	Form	
F – Evaluation funds of the discipline		

				agents, substantiate pharmacotherapy for a particular patient with major pathological syndromes and emergency conditions, determine the route of administration, regimen and dose of drugs, evaluate the effectiveness and safety of the treatment	
2	<b>PC-6</b>	The ability to determine the patient's main pathological conditions, symptoms, disease syndromes, nosological forms in accordance with the International Statistical Classification of Diseases and Health Problems, X revision	- the concepts of etiology, pathogenesis, morphogenesis of the disease, the principles of classification of diseases; - basic concepts of general nosology; -clinical picture, course features and possible complications of the most common diseases that occur in a typical form; - features of medical care in emergency conditions	-interpret the results of the examination, put the patient a preliminary diagnosis, outline the amount of additional research to clarify the diagnosis; - formulate a clinical diagnosis;  - substantiate the nature of the pathological process and its clinical manifestations, the principles of pathogenetic therapy of emergency conditions	-an algorithm for making a preliminary diagnosis to patients and, if necessary, with their subsequent referral to an additional examination; - algorithm for setting a detailed clinical diagnosis for patients; - interpretation of the results of laboratory, instrumental diagnostic methods in patients of different ages
3	<b>PC-8</b>	Ability to determine management tactics for patients with various nosological forms	- management tactics for patients with various diseases	determine the volume and venue of the necessary therapeutic measures in patients - choose an individual type of	- the main medical diagnostic and treatment measures for the provision of first aid in emergency and life-threatening conditions

Ministry of Science and High Education of RF Ulyanovsk State University	Form	
F – Evaluation funds of the discipline		

				care for the treatment of the patient in accordance with the situation: primary care, ambulance emergency help - develop a therapeutic action plan, taking into account the course of the disease and its treatment - formulate indications for the chosen method of treatment taking into account etiologic and pathogenetic agents, justify pharmacotherapy in a particular patient with major pathological syndromes and emergency conditions, determine route of administration, regimen and dose of drugs, evaluate effectiveness and safety of treatment	
4	<b>PC-11</b>	Willingness to participate in emergency medical care for conditions requiring urgent medical attention	- methods of conducting emergency measures and indications for hospitalization of patients;  - clinical manifestations of the main syndromes	- identify life-threatening violations and provide first aid in emergency conditions to victims of lesions in emergency situations	- an algorithm for the implementation of basic medical diagnostic and therapeutic measures for the provision of first aid in emergency and life-threatening conditions

Ministry of Science and High Education of RF Ulyanovsk State University	Form	
F – Evaluation funds of the discipline		

			requiring urgent medical intervention;  - principles and methods of providing the first medical and emergency		
--	--	--	---	--	--

As a result of studying the discipline, the student must:

**To Know:**


- Etiology and pathogenesis of typical underlying diseases related to abdominal surgery;
- Clinical symptoms of emergency surgical pathology;
- Differential diagnosis of acute surgical pathology;
- Diagnostic research methods;
- The main provisions of the conservative treatment of acute surgical pathology;
- The main methods of surgical intervention and the terms of surgical treatment for surgical diseases.

**Be able to:**

- carry out a purposeful history taking of the studied nosological forms of surgical pathology: localization, time of onset, irradiation and intensity of pain, dependence of pain on external causes, frequency of pain, patient's well-being before the disease, connection of the occurrence of the disease with any factors;
- conduct an objective examination of systems and organs: the position of the patient, the color and condition of the skin and mucous membranes, the expression of the eyes, face, speech, the state of the lymph nodes, the localization of pain, local status;
- identify the most characteristic symptoms of the studied surgery nosology;
- issue an outpatient card or medical history in a hospital;
- formulate a clinical diagnosis; develop a surgical plan, taking into account the course of the disease and its treatment;
- formulate indications for the chosen method of treatment taking into account etiologic and pathogenetic agents, substantiate pharmacotherapy in a particular patient with major pathological syndromes and emergency conditions, determine the route of administration, regimen and dose of drugs, evaluate the effectiveness and safety of the treatment;
- make a preliminary diagnosis, outline the volume of additional studies in accordance with the prognosis of the disease, to clarify the diagnosis and obtain a reliable result;
- interpret the results of laboratory, instrumental diagnostic methods;
- to formulate and justify a survey plan and treatment plan for surgical pathology;
- perform dressings after performing operations on the abdominal organs.

**Masters:**

- proper management of medical records;
- before the operation and surgical procedures, treat the hands, the surgical field, put on a

Ministry of Science and High Education of RF Ulyanovsk State University	Form	
F – Evaluation funds of the discipline		

sterile surgical mask, put on or change sterile gloves, a sterile gown on your own and with the help of the operating sister;

- an algorithm of a detailed clinical diagnosis;
- the main medical diagnostic and therapeutic measures for the provision of first aid in emergency conditions in surgery;
- assistant in operations for acute appendicitis, hernia, complicated peptic ulcer, acute cholecystitis, acute pancreatitis, acute intestinal obstruction, injuries of the abdominal and chest cavity organs and other surgical pathologies.

#### 4. Workload of discipline

4.1. Workload of discipline in credit points (total): 2 credit points (72 hours).


4.2. Types of educational work (in hours):

Types of educational work	Course length: 72 hours (full-time education)	
	Total hours	Including by semester
		Term B
1	2	3
contact hours	48	48
Auditory lessons:	48	48
lectures	-	-
laboratory work (laboratory workshop)	Not provided	Not provided
practical classes, seminars	48	48
Independent study	24	24
Formative assessments	Survey, MCQ, solving clinical cases	Survey, MCQ, solving clinical cases, quiz.
Term paper	Not provided	Not provided
Types of formative assessments (exam, credit)	credit	credit
Course length	72	72

4.3. The content of the discipline (module.) Distribution of hours by topics and types of academic work:

Full-time education form


Title and sections and topics	Total hours	Types of Training				
		Auditory lessons			interactive classes	Independent study
		lectures	seminars	laboratory reports		
1	2	3	4	5	6	7

Ministry of Science and High Education of RF Ulyanovsk State University	Form	
F – Evaluation funds of the discipline		

1. Errors, dangers, complications in the treatment of acute appendicitis	6	-	6	-	-	-
2. Modern methods of treatment of gallstone disease and its complications.	6	-	6	-	-	-
3. Pancreatic diseases: mistakes, dangers, complications. Acute and chronic pancreatitis: clinic, diagnosis, treatment	6	-	6	-	-	-
4. Peptic ulcer of the stomach and duodenum. Complications	6	-	6	-	-	-
5. Modern methods of treating gastroduodenal bleeding	6	-	6	-	-	-
6. Acute intestinal obstruction: errors, dangers, complications	6	-	6	-	-	-
7. Hernia: modern methods of hernia repair	6	-	6	-	-	-
8. Colon diseases	6	-	6	-	-	-
9. Injuries to the abdomen and chest. Combined injury. Polytrauma	6	-	-	-	-	6
10. Postoperative tertiary peritonitis: errors, dangers, complications in the treatment of peritonitis	6	-	-	-	-	6
11. Actual issues of preoperative preparation and postoperative management of patients.	6	-	-	-	-	6
12. Minimally invasive and less traumatic laparoscopic and thoracoscopic operations	6	-	-	-	-	6
<b>Total hours</b>	72	-	48	-	-	24


### 3. COURSE CONTENT

№ п/п	Topic Title	Topic Content
1.	Errors, dangers, complications in the treatment of acute appendicitis	<p>The variety of clinical forms of acute appendicitis. Diagnostic algorithm. Features of the clinic, diagnosis and treatment tactics of acute appendicitis in children, the elderly, pregnant women. Differential diagnosis.</p> <ol style="list-style-type: none"> <li>1. Classification of appendicitis.</li> <li>2. Clinic and diagnosis of acute appendicitis.</li> <li>3. Features of the course of atypical forms of acute appendicitis depending on the location of the appendix: <ol style="list-style-type: none"> <li>a) retroperitoneal localization;</li> <li>b) retrocecal (intraperitoneal, intramural, retroperitoneal), low, high and median location;</li> <li>c) a rare location of the appendix: in the hernial sac, obstruction hole, with a movable cecum.</li> </ol> </li> </ol>


Ministry of Science and High Education of RF Ulyanovsk State University	Form	
F – Evaluation funds of the discipline		

		<p>4. Features of the course of acute appendicitis in the elderly and in women at different stages of pregnancy.</p> <p>5. Differential diagnosis.</p> <p>6. Complications of acute appendicitis and surgeon tactics:</p> <p>a) appendicular infiltrate;</p> <p>6) periappendicular abscess;</p> <p>c) abscesses of the abdominal cavity (pelvic, subphrenic, interintestinal);</p> <p>g) peritonitis;</p> <p>e) retroperitoneal phlegmon;</p> <p>e) pylephlebitis;</p> <p>g) sepsis.</p> <p>7. Indications for surgery. The choice of online access.</p> <p>8. Anesthesia with appendectomy.</p> <p>9. Technique for removal of the appendix,</p> <p>10. Complications of the removal of the appendix, their prevention and treatment.</p> <p>11. Suturing of the surgical wound. Indications for tamponade and abdominal drainage.</p> <p>12. Rational antibiotic therapy in the treatment of appendicitis and purulent complications.</p> <p>13. Accesses used for opening the abscesses.</p> <p>14. The tactics of the surgeon with obscure forms of appendicitis.</p> <p>15. Indications for laparotomy and a wide revision of the abdominal organs.</p> <p>16. Diagnostic and tactical errors in acute appendicitis.</p> <p>17. Management of the postoperative period.</p> <p>18. Postoperative complications.</p>
2.	Modern methods of treatment of gallstone disease and its complications.	<p>Classification of acute cholecystitis, pathogenesis, clinical features, reliable local signs and symptoms according to the authors. Compensated and decompensated forms, examples of the formulation of the diagnosis. Conservative methods of treatment of acute cholecystitis, indications for surgical treatment. Possible complications of operations. The role of general hygiene and rehabilitation measures in the prevention of acute cholecystitis. Definition of the concept, reason. Familiarization of students with the clinic, early diagnosis, new methods of examination of patients (CT, MRI). diagnostics, differential diagnostics, indications for surgery. Minimally invasive treatments gallstone disease</p>
3.	Pancreatic diseases: mistakes, dangers, complications. Acute and chronic pancreatitis: clinic, diagnosis, treatment	<p>Familiarization of students with the anatomy and physiology of the pancreas, research methods, general symptoms of diseases, classification of inflammatory diseases of the pancreas. Classification of forms of</p>




Ministry of Science and High Education of RF Ulyanovsk State University	Form	
F – Evaluation funds of the discipline		


		<p>chronic pancreatitis. Etiology and pathogenesis. Clinic, diagnosis, differential diagnosis, conservative treatment. Indications for surgical treatment, methods of operations.</p> <p>Cysts and tumors of the pancreas. Definition (limited by capsule, fluid accumulation in the parenchyma or surrounding tissues) Classification (congenital, acquired), clinic, differential diagnosis, radical and palliative surgery.</p> <p>Pancreas cancer. Pathanatomy, clinic, diagnostics. Radical and palliative surgery. The results of treatment and the search for ways to improve them.</p> <p>Pancreatic fistula.</p>
4.	Peptic ulcer of the stomach and duodenum. Complications	<p>The morphological substrate of the disease is an ulcer - a deep mucosal defect. Peptic ulcer disease is a common worldwide disease that affects mainly young and middle-aged people. Men are sick three times more often than women.</p> <p>Etiology and pathogenesis. There are many theories of the occurrence of peptic ulcer (infectious, vascular, mechanical, neurotrophic, etc.). At present, the peptic (from Greek pepsis - digestion) theory is dominant, according to which an ulcer arises as a result of the action of aggressive peptic factors (hydrochloric acid, pepsin, bile) on the mucous membrane while weakening its protective properties (mucous-carbonate barrier). Today, an important role in the development of peptic ulcer is given to the gastric bacterium - <i>Helicobacter pylori</i> and endocrine tumors (cm Zollinger-Ellison). The causes of acute mucosal ulcers can be operations and brain injuries, extensive burns, cardiovascular disorders, some medications (aspirin, indomethacin, diclofenac, etc.), alcohol abuse, stress.</p> <p>Peptic ulcer has a cyclic course, expressed in a change in phases of exacerbation (open sores) and remission (scar). Exacerbations are usually seasonal autumn-spring in nature.</p> <p>Classification. According to localization, gastric ulcer and duodenal ulcer (duodenal ulcer) are distinguished. There are acute and chronic ulcers. By size, they are divided into small (up to 0.5 cm in diameter), medium (0.5-1.0 cm), large (1.0-3.0 cm) and giant (more than 3.0 cm).</p> <p>Symptoms The main symptom of peptic ulcer is pain. It occurs either immediately after a meal (gastric ulcer), or 1.5-2 hours after a meal (duodenal ulcer). The latter is also characterized by hunger and night pain. In addition, various dyspeptic disorders are often observed - nausea, vomiting, heartburn, belching.</p>

Ministry of Science and High Education of RF Ulyanovsk State University	Form	
F – Evaluation funds of the discipline		


		<p>Complications if gastric surgery is not performed during the period, the patient's life threatens:</p> <ol style="list-style-type: none"> <li>1. bleeding, the source of which is a blood vessel at the edges or at the bottom of the ulcer. Accompanied by a black tarry stool, vomiting such as "coffee grounds";</li> <li>2. perforation (perforation) - the formation of a through defect in the wall of an organ;</li> <li>3. penetration - "ingrowth" of an ulcer in neighboring organs;</li> <li>4. stenosis - narrowing of the output section of the stomach or duodenum, preventing the advancement of food;</li> <li>5. malignancy - malignant degeneration characteristic of stomach ulcers.</li> </ol> <p>Diagnostics. X-ray of the stomach, esophagogastroduodenoscopy with biopsy, intragastric pH-metry (rheogastrography).</p> <p>Treatment. Acute ulcers are treated conservatively, and in some cases, gastric ulcer surgery (gastric surgery) is indicated. Any uncomplicated and first detected ulcers are also subject to medical treatment.</p>
5.	Modern methods of treating gastroduodenal bleeding	<ol style="list-style-type: none"> <li>1. Classification of gastrointestinal bleeding: <ul style="list-style-type: none"> <li>• ulcerative,</li> <li>• non-ulcer.</li> </ul> </li> <li>2. Etiopathogenesis of bleeding in diseases of the digestive tract.</li> <li>3. Non-ulcer gastrointestinal bleeding: <ul style="list-style-type: none"> <li>• varicose veins of the esophagus (clinic, diagnosis, therapeutic tactics, conservative therapy, types of operations),</li> <li>• Mellory-Weiss syndrome (clinic, diagnosis, conservative therapy, indications for surgery),</li> <li>• erosive-hemorrhagic gastritis (therapeutic tactics).</li> <li>• other diseases of the stomach, esophagus and intestines (tumors, polyps, diverticula, ulcerative colitis).</li> </ul> </li> <li>4. Diagnostic and therapeutic endoscopy.</li> <li>5. General hemostatic measures.</li> <li>6. Active methods of local hemostasis.</li> <li>7. Surgical tactics in HCS. The principles of basic surgical operations (gastrotomy, wedge-shaped resection of the stomach, vagotomy, resection of the stomach, Tanner's operation).</li> </ol> <p>Clinic, diagnosis of gastrointestinal bleeding from the lower gastrointestinal tract.</p> <p>Classification of gastrointestinal bleeding from the lower gastrointestinal tract.</p>

Ministry of Science and High Education of RF Ulyanovsk State University	Form	
F – Evaluation funds of the discipline		


		Ways to stop gastrointestinal bleeding from the lower gastrointestinal tract.
6.	Acute intestinal obstruction: errors, dangers, complications	<p>Surgical tactics with strangulation, obstructive, mixed forms. Intestinal obstruction of cancer origin. Postoperative intestinal obstruction. Prevention of adhesive disease Classification of intestinal obstruction.</p> <ol style="list-style-type: none"> <li>1. Pathophysiological changes occurring in the patient's body.</li> <li>2. General clinical symptoms of acute intestinal obstruction.</li> <li>3. Direct examination of patients with intestinal obstruction: the use of additional examination methods (X-ray examination method, etc.).</li> <li>4. Differential diagnosis of dynamic and mechanical obstruction.</li> <li>5. Features of barking dynamic intestinal obstruction.</li> <li>6. Features of the clinical course and diagnosis of various types of obstruction: <ul style="list-style-type: none"> <li>a) inversion of the small, blind and sigmoid colon;</li> <li>b) narrow formation;</li> <li>c) adhesive obstruction;</li> <li>g) intestinal invagination;</li> <li>e) helminthic invasion and coprostasis;</li> <li>e) colon tumors;</li> </ul> </li> <li>8. Tactics of a surgeon in acute mechanical bowel obstruction: <ul style="list-style-type: none"> <li>a) conservative methods of barking;</li> <li>b) indications for surgery.</li> </ul> </li> <li>9. Preoperative preparation of patients depending on the form of obstruction and age of the patient: the basics of the correction of biochemical changes.</li> <li>10. Surgical access in various forms and localization - intestinal obstruction.</li> <li>11. Features of surgical tactics in assessing the volume of surgical intervention in elderly and severe patients and in conditions of peritonitis.</li> <li>12. The choice of operation method: <ul style="list-style-type: none"> <li>a) dissection of adhesions and cords;</li> <li>b) indications for the imposition of bypass anastomoses;</li> <li>c) indications for intestinal resection;</li> <li>g) indications for the imposition of intestinal fistulas.</li> </ul> </li> </ol>

Ministry of Science and High Education of RF Ulyanovsk State University	Form	
F – Evaluation funds of the discipline		

		<p>13. Technique for surgical intervention with:</p> <ul style="list-style-type: none"> <li>a) obstruction caused by Meckel diverticulum;</li> <li>b) intestinal inversion;</li> <li>c) restrained hernia;</li> <li>d) with cancer of the small and large intestine;</li> <li>e) intussusception;</li> <li>f) obturation with gallstones and fecal stones;</li> <li>g) inflammatory "tumors";</li> <li>h) diverticulums, etc.</li> </ul> <p>14. Features of the postoperative period:</p> <ul style="list-style-type: none"> <li>a) correction of violations of the water-layer and protein balance of the blood;</li> <li>b) the fight against intoxication and postoperative intestinal paresis;</li> <li>c) prevention of postoperative complications.</li> </ul>
7.	Hernia: modern methods of hernia repair	<p>Classification of external abdominal hernias depending on the location of the hernial portal (inguinal, femoral, umbilical, white line and spigel line, xiphoid process, lumbar, obstructive, perineal, sciatic, traumatic, postoperative).</p> <p>Classification of complications of abdominal hernias.</p> <p>The tactics of a surgeon with a combination of inguinal-scrotal hernia and cryptorchidism, dropsy of the testicle (or spermatic cord) and hernia, varicocele. Sliding hernia.</p> <p>Differential diagnosis of restrained hernias.</p> <p>Diagnostic Features:</p> <ul style="list-style-type: none"> <li>a) parietal infringement;</li> <li>b) with retrograde infringement;</li> <li>c) with infringement of the omentum, Meckel's diverticulum, appendix, bladder, uterine appendages, fatty suspensions.</li> </ul> <p>Tactics for patients with impaired hernia in the emergency room.</p> <p>Tactics of a surgeon with spontaneous reduction of a restrained hernia.</p> <p>Features of surgical tactics in operations for restrained hernias.</p> <p>Criteria for assessing the viability of a restrained organ (organoleptic and objective).</p> <p>Features of surgical tactics in case of doubtful viability or necrosis of organs restrained in the hernial sac.</p> <p>Indications for laparotomy and revision of the abdominal organs.</p> <p>Features of the surgical treatment technique for phlegmon hernia sac.</p> <p>Features of surgery for large and giant</p>


Ministry of Science and High Education of RF Ulyanovsk State University	Form	
F – Evaluation funds of the discipline		

		<p>strangulated ventral hernias.</p> <p>Other complications of hernias: rupture of hollow organs in the hernial sac, their inflammation, dermatitis, malignancy of the contents of the hernias and walls of the hernial sac, hernia recurrent disease</p>
8.	Colon diseases	<p>The main clinical manifestations of diseases of the colon;</p> <p>1 Abdominal pains - constant or cramping with irradiation to the lumbar region, rarely - to the supraclavicular region.</p> <p>Constant pain is more characteristic of the inflammatory process, cramping - with narrowing of the lumen.</p> <p>2 Discharge of mucus and pus - can be observed only during bowel movements or is permanent. An admixture of mucus and pus to feces is usually observed with XP. and about. proctosigmoiditis, ulcerative colitis, Crohn's disease, villous tumors, cancer of the sigmoid colon.</p> <p>3 Bleeding - obvious or in the form of an admixture for bowel movements. The more proximal the source of bleeding, the homogeneous admixture of blood to the feces and the darker its color. Profuse bleeding is rare and more frequent with diverticulosis, less often with ulcerative colitis and Crohn's disease.</p> <p>4 Anemia - is hypochromic in nature, more often with tumors of the right colon</p> <p>5 Constipation - stool retention of several days and weeks as a symptom of functional and organic lesions. If a functional constipation, then produce atonic and spastic constipation, which occur with less or more severe pain syndrome. With organic narrowing of the colon - constipation precedes pain and is one of symptoms of partial intestinal obstruction.</p> <p>6 Obstruction of the colon - a symptom of a violation of the passage of contents through the colon. Partial or complete intestinal obstruction</p> <p>7 Bloating - possibly with constipation, as well as with congenital or acquired enzymatic failure, dysbiosis</p> <p>8 Diarrhea is a symptom of a number of non-infectious diseases of the colon (colitis, diffuse polyposis)</p> <p>9 Tenesmus - frequent false urge to defecate, debilitating patients, may be accompanied by perianal maceration skin, cracks, erosion. This is a response to</p>


Ministry of Science and High Education of RF Ulyanovsk State University	Form	
F – Evaluation funds of the discipline		

		<p>inflammation of the sensory zone of the lower ampullar mucosa rectum</p> <p>Criteria for irritable bowel syndrome (A.N. Okorokov, 1999):</p> <ul style="list-style-type: none"> <li>- pain or discomfort in the abdomen (pain decreases after bowel movements, accompanied by changes in frequency and the consistency of the chair)</li> <li>- change in stool frequency (1 or more 3 times a day or less than 3 times a week)</li> <li>- change the shape of the chair</li> <li>- violation of the passage of the stool (tension, peremptory urges, a feeling of incomplete bowel movement)</li> <li>- mucus secretion</li> </ul> <p>bloating</p>
9.	Injuries to the abdomen and chest. Combined injury. Polytrauma	<p>The relevance of the problem.</p> <p>Classification of injuries.</p> <p>Features of pathophysiological disorders in combined and combined trauma.</p> <p>The principles of a comprehensive examination of patients.</p> <p>Private significance of the active detection of damage to internal organs during combined and combined trauma using additional research methods:</p> <ul style="list-style-type: none"> <li>a) radiological</li> <li>b) endoscopic;</li> <li>c) electrophysiological;</li> <li>g) ultrasound.</li> </ul> <p>6. The sequence of resuscitation-diagnostic and therapeutic measures for severe injury.</p> <p>7. The volume of surgical interventions and the sequence of their implementation.</p> <p>8. Errors and complications. Causes of death.</p> <p>Abdominal injuries.</p> <ul style="list-style-type: none"> <li>1. The relevance of the problem in peacetime.</li> <li>2. Classification of injuries of the abdomen, damage to the hollow and parenchymal organs.</li> <li>3. Clinic and diagnosis of closed and open abdominal injuries.</li> <li>4. Additional research methods for abdominal trauma: <ul style="list-style-type: none"> <li>a) fluoroscopy and radiography;</li> <li>b) laparocentesis and the technique of "rummaging catheter";</li> </ul> </li> </ul>




Ministry of Science and High Education of RF Ulyanovsk State University	Form	
F – Evaluation funds of the discipline		


		<p>c) laparoscopy and omentobursoscopy; video laparoscopy (diagnostic capabilities for combined trauma);</p> <p>d) laparotomy.</p> <p>5. The volume of surgical interventions and the sequence of surgical techniques:</p> <p>a) with trauma to parenchymal organs;</p> <p>b) with an injury to the hollow organs;</p> <p>6. Errors and complications in the treatment of patients with injuries of the abdominal organs.</p> <p>Thoracoabdominal injury.</p> <p>Chest injuries.</p> <p>1. The frequency of chest injuries in peacetime.</p> <p>2. Penetrating wounds to the chest.</p> <p>a) a general description of the anatomical and functional disorders in penetrating wounds of the chest (pneumothorax, hemothorax, emphysema),</p> <p>b) first aid, transportation of victims with an open chest injury,</p> <p>c) an algorithm for clinical and instrumental diagnosis of penetrating wounds,</p> <p>g) the choice of therapeutic measures, the characteristic of the main surgical interventions,</p> <p>3. Closed chest injury.</p> <p>a) some historical information,</p> <p>b) classification of closed chest injuries</p> <p>c) closed injuries of internal organs: general symptoms and diagnosis of closed injuries, the basic principles of treatment of closed chest injuries.</p>
10.	Postoperative tertiary peritonitis: errors, dangers, complications in the treatment of peritonitis	<p>Peritonitis (subhepatic, subphrenic abscess, Douglas abscess, interintestinal abscesses). The reasons for the occurrence. Clinic. Diagnostics. Treatment.</p> <p>1. Definition.</p> <p>2. Classification.</p> <p>3. Clinic, course and diagnosis of local peritonitis depending</p> <p>a) etiology,</p> <p>b) the prevalence of processes</p> <p>c) the reasons for the occurrence,</p> <p>g) phase of the disease.</p> <p>4. Methods of early diagnosis of peritonitis:</p> <p>a) objective research,</p> <p>b) blood test,</p> <p>c) X-ray examination of the abdominal organs,</p> <p>g) ultrasound of the abdominal cavity,</p>

Ministry of Science and High Education of RF Ulyanovsk State University	Form	
F – Evaluation funds of the discipline		


		<p>d) laparoscopy, e) diagnostic laparotomy. 5. Differential diagnosis. 6. Features of the course and difficulties in the diagnosis of cryptogenic, biliary and surgical (postoperative) abscesses. 7. Preparation of patients for emergency operations, depending on the general condition. 8. Principles of surgical treatment of abdominal abscesses: a) periappendicular; b) subhepatic; c) subphrenic (accesses of Clermont, Oxner, Melnikov); d) pelvic (accesses: transrectal, transvaginal, transabdominal); e) intestinal; e) extrahepatic. 9. Puncture and drainage of abscesses of the abdominal cavity under the control of ultrasound. Advantages and disadvantages.</p>
11.	Actual issues of preoperative preparation and postoperative management of patients.	<p>Preoperative period - the time from the patient's admission to a medical institution until the start of surgery. The entire preoperative period is conditionally divided into two stages: diagnostic and preparatory, during which they solve the main tasks of preoperative preparation. Its duration depends on the nature of the operation. The main tasks of the preoperative period: establishing an accurate surgical diagnosis is the key to successful surgical treatment; the decision on the urgency of the operation and the degree of need for the use of the surgical and the degree of need for the use of the surgical treatment; knowledge of absolute and relative indications in planned and emergency surgery; the need to assess the state of the basic systems of the body; identification of contraindications for surgery, their impact on the possibility of surgery. The preparatory stage of the preoperative period is an important stage in the surgical treatment of the patient. Its main goal is to minimize the risk of surgery and the possibility of developing postoperative complications. Particular attention should be paid to the psychological preparation of the patient, the patient's consent to surgery, the legal basis for conducting surgical interventions. General principles of direct preparation for the operation, especially during planned and emergency operations. The importance of determining the risk of surgery and anesthesia. Preoperative</p>

Ministry of Science and High Education of RF Ulyanovsk State University	Form	
F – Evaluation funds of the discipline		


		<p>epicrisis is one of the most important documents in the medical history. Emphasize the importance of methodically writing the preoperative epicrisis.</p> <p>The main objective of treating a patient in the postoperative period is the correction of disorders caused by surgical trauma and the prevention of postoperative complications.</p> <p>Phases</p> <p>In the postoperative period, physiological changes occur in the patient's body, usually divided into three phases: catabolic, reverse development, and anabolic.</p> <p>The catabolic phase lasts 5-7 days. Its severity depends on the severity of the preoperative condition of the patient and the morbidity of the intervention. In the body, catabolism intensifies - fast delivery of the necessary energy and plastic materials.</p> <p>At the same time, activation of the sympathoadrenal system is noted, the entry of catecholamines, glucocorticoids, aldosterone into the blood increases. The catabolic phase is characterized by increased protein breakdown.</p> <p>The phase of reverse development. Duration 3-5 days. The activity of the sympathoadrenal system decreases, protein metabolism normalizes, and the synthesis of glycogen and fats increases.</p> <p>The anabolic phase is characterized by the active restoration of functions impaired in the catabolic phase. The parasympathetic nervous system is activated, the activity of somatotrophic hormone and androgens increases, the synthesis of proteins and fats is sharply enhanced, and glycogen reserves are restored. Due to this, reparative processes, growth and development of connective tissue progress. The completion of the anabolic phase corresponds to the complete recovery of the body after surgery. This usually happens after 3-4 weeks.</p> <p>In the clinic, the postoperative period is divided into three parts:</p> <ul style="list-style-type: none"> <li>early - 3-5 days</li> <li>• late - 2-3 weeks</li> <li>• remote - usually from 3 weeks to 2-3 months</li> </ul> <p>The early postoperative period is the time when the patient's body is primarily affected by surgical trauma and the effects of anesthesia. The early postoperative period can be uncomplicated and complicated. In the uncomplicated course of the postoperative period, reactive changes are moderate and last 2-3 days. Temperature 37-37.5. Inhibition of the central nervous</p>
--	--	--

Ministry of Science and High Education of RF Ulyanovsk State University	Form	
F – Evaluation funds of the discipline		

		<p>system processes is observed. The composition of the peripheral blood changes: leukocytosis, anemia and thrombocytopenia decrease, blood viscosity increases. The main tasks in the uncomplicated postoperative period: correction of changes in the body, monitoring the functional state of the main organs and systems; carrying out activities aimed at the prevention of possible complications.</p> <p>Three main factors contribute to the development of complications:</p> <ul style="list-style-type: none"> <li>• the presence of a postoperative wound</li> <li>• forced position</li> <li>• the impact of operating trauma and anesthesia.</li> </ul> <p>The most frequent and dangerous complications in the early postoperative period are complications from the wound, cardiovascular, respiratory, digestive and urinary systems, as well as the development of pressure sores.</p>
12.	Minimally invasive and less traumatic laparoscopic and thoracoscopic operations	<ol style="list-style-type: none"> <li>1. Diagnostic fibrogastroduodenoscopy. Biopsy. Terms of fulfillment. Indications and contraindications. Preparation of the patient.</li> <li>2. Therapeutic endoscopy. The main types of manipulation. The conditions for their use. Efficiency.</li> <li>3. Diagnostic and diagnostic endoscopic aid for HCK. Methods, instruments, indications, contraindications, conditions of execution, complications and errors.</li> <li>4. Medical and diagnostic endoscopic aid for benign tumors and polyps of the upper gastrointestinal tract. Polypectomy. Methodology tools, indications, contraindications, conditions of implementation. Complications and errors.</li> <li>5. Diagnostic and diagnostic endoscopic aid for strictures and stenoses of the upper gastrointestinal tract. Requirements for equipment and instruments. Methods, tools, indications, contraindications, conditions of execution, complications and errors</li> <li>6. Medical and diagnostic endoscopic guide for foreign bodies of HCT. Methods, tools, indications, contraindications, conditions of execution, complications and errors</li> <li>7. Medical and diagnostic endoscopic aid for diseases of the operated stomach. Methods, instruments, indications, contraindications, conditions of execution, complications and errors.</li> <li>8. The concept of endobiliary interventions. Role in the treatment of biliary pathology.</li> <li>9. Duodenoscopy, endoscopic interventions on the BDS, RPHG. Papillotomy. Methods, instruments, indications, contraindications, conditions of execution,</li> </ol>

Ministry of Science and High Education of RF Ulyanovsk State University	Form	
F – Evaluation funds of the discipline		

		<p>complications and errors. Hardware, tools. Arsenal of interventions. Further tactics after interventions on the BDS.</p> <p>10. Cholelithiasis. Intraoperative interventions and transhepatic interventions. Ways to create access to the choledochus. Diagnostic and therapeutic manipulations. Endoscopic tactics for external biliary fistulas. Methods, instruments, indications, contraindications, conditions of implementation.</p> <p>11. Sigmoidoscopy. The main diagnostic and therapeutic manipulations. Biopsy. Methodology, tools, methods of patient preparation. Premedication. Indications, contraindications, execution conditions, complications and errors. Typical protocol, description, conclusion. The main types of pathology, their manifestations in RRS.</p> <p>12. Colonoscopy. The main diagnostic and therapeutic manipulations. Biopsy. Methodology, tools, methods of patient preparation. Premedication. Indications, contraindications, execution conditions, complications and errors. Typical protocol, description, conclusion. The main types of pathology, their manifestations.</p> <p>13. The problem of benign tumors and polyps of the lower gastrointestinal tract. Endoscopic tactics. Polypectomy. Variants of the technique. Basic techniques. Methodology, tools, methods of patient preparation. Premedication. Indications, contraindications, execution conditions, complications and errors. Tactical options after performing endoscopic interventions.</p> <p>14. Bronchoscopy. Rigid and fiber-optic bronchoscopy. Methodology. Equipment. Tools. Comparative effectiveness. Anesthetic aid for bronchoscopy. Comparative feasibility, main difficulties and limitations; complications and mistakes.</p> <p>15. Biopsy with FBS and rigid bronchoscopy (types, methods, instruments, complications). Therapeutic manipulations in FBS. Lavage. Remediation. Tactics for foreign bodies, endosurgical manipulations. Methods, instruments, indications, contraindications, conditions of execution, complications and errors.</p> <p>16. Laparoscopy. Stages of laparoscopic intervention. Indications and contraindications, basic errors, dangers, complications. Tactics of an endoscopist surgeon using laparoscopic interventions in planned and emergency abdominal surgery. Preparation of the patient.</p> <p>17. Therapeutic laparoscopy. Blockade and</p>
--	--	---

Ministry of Science and High Education of RF Ulyanovsk State University	Form	
F – Evaluation funds of the discipline		

		<p>cannulation of the PCB. Abdominal drainage. Variants of the technique and tools.</p> <p>18. Laparoscopic augmented interventions according to ID Prudkov. Organostomy. Cholecystostomy. Gastrostomy Variants of the technique and tools. Their use in the treatment of acute biliary pathology and acute pancreatitis. Options for tactical decisions.</p> <p>19. Operations with laparoscopic support. Appendectomy with laparoscopic support.</p> <p>20. The main types of laparoscopic surgery. Laparoscopic cholecystectomy (video demonstration).</p> <p>21. Thoracoscopy. Indications and contraindications, conditions of implementation. Diagnostic and treatment options.</p> <p>22. Surgical thoracoscopy. Arsenal of methods. Options for intervention. Hardware, complications and errors.</p>
--	--	---

#### 4. TOPICS OF PRACTICAL AND SEMINAR ACTIVITIES


1. Errors, dangers, complications in the treatment of acute appendicitis
2. Modern methods of treatment of gallstone disease and its complications.
3. Diseases of the pancreas: errors, dangers, complications. Acute and chronic pancreatitis: clinic, diagnosis, treatment
4. Peptic ulcer of the stomach and duodenum. Complications
5. Modern methods of treatment of gastroduodenal bleeding
6. Acute intestinal obstruction: errors, dangers, complications
7. Hernia: modern methods of hernia repair
8. Complications of diseases of the colon
9. Injuries to the abdomen and chest. Combined injury. Polytrauma
10. Postoperative tertiary peritonitis: errors, dangers, complications in the treatment of peritonitis
11. Actual issues of preoperative preparation and postoperative management of patients.
12. Minimally invasive and less traumatic laparoscopic and thoracoscopic operations.

##### **Topic 1 Errors, dangers, complications in the treatment of acute appendicitis.**

###### **Questions to the topic:**

1. Classification of appendicitis.
2. Clinic and diagnosis of acute appendicitis.
3. Features of the course of atypical forms of acute appendicitis depending on the location of the appendix:
4. Features of the course of acute appendicitis in children, the elderly and women at various stages of pregnancy.
5. Differential diagnosis.
6. Complications of acute appendicitis and surgeon tactics:
7. Indications for surgery. The choice of online access.
8. Anesthesia with appendectomy.
9. Technique for removal of the appendix,



Ministry of Science and High Education of RF Ulyanovsk State University	Form	
F – Evaluation funds of the discipline		

10. Complications of the removal of the appendix, their prevention and treatment.
11. Suturing of the surgical wound. Indications for tamponade and abdominal drainage.
12. Rational antibiotic therapy in the treatment of appendicitis and purulent complications.
13. Accesses used for opening the abscesses.
14. The tactics of the surgeon with obscure forms of appendicitis.
15. Indications for laparotomy and a wide revision of the abdominal organs.
16. Diagnostic and tactical errors in acute appendicitis.
17. Management of the postoperative period.
18. Postoperative complications.

**Topic 2. Modern methods of treatment of gallstone disease and its complications.**

**Questions to the topic:** Classification of acute cholecystitis, pathogenesis, clinical features, reliable local signs and symptoms according to the authors. Minimally invasive methods of surgical treatment of cholelithiasis. Modern methods of treating obstructive jaundice.

**Topic 3. Diseases of the pancreas: errors, dangers, complications. Acute and chronic pancreatitis: clinic, diagnosis, treatment**

**Questions to the topic:** Classification of forms of chronic pancreatitis. Etiology and pathogenesis. Clinic, diagnosis, differential diagnosis, conservative treatment. Indications for surgical treatment, methods of operations.

**Topic 4. Peptic ulcer of the stomach and duodenum. Complications**

**Questions to the topic:**

Etiology and pathogenesis.  
Classification. Symptoms Complications  
Diagnostics.  
Treatment.

**Topic 5. Modern methods of treatment of gastroduodenal bleeding**

**Questions to the topic:**

1. Stomach ulcer and duodenal ulcer complicated by bleeding. Modern endoscopic treatments for gastroduodenal bleeding
2. Portal hypertension, varicose veins of the esophagus. Modern methods of treating bleeding with varicose veins of the esophagus
3. Erosive gastritis.

**Topic 6. Acute intestinal obstruction: errors, dangers, complications.**

**Questions to the topic:**

1. Classification of intestinal obstruction.
2. Pathophysiological changes occurring in the patient's body.
3. General clinical symptoms of acute intestinal obstruction.
4. Direct examination of patients with intestinal obstruction: the use of additional examination methods (X-ray examination method, etc.).
5. Differential diagnosis of dynamic and mechanical obstruction.
6. Features of blocking dynamic intestinal obstruction.
7. Features of the clinical course and diagnosis of various types of obstruction:


**Topic 7. Hernia: modern methods of hernia repair**

**Questions to the topic:**

Methods of alloplasty of ventral hernias.

**Topic 8: Complications of colon diseases**

**Questions to the topic:**

Ministry of Science and High Education of RF Ulyanovsk State University	Form	
F – Evaluation funds of the discipline		

The main clinical manifestations of diseases of the colon.

Modern laparoscopic methods of treating colon diseases.

**Topic 9. Injuries to the abdomen and chest. Combined injury. Politrauma.**

**Questions to the topic:**

Relevance of the problem. Classification of injuries. Features of pathophysiological disorders in combined and combined trauma. The sequence of resuscitation-diagnostic and therapeutic measures for severe injury. The volume of surgical interventions and the sequence of their implementation. Errors and complications. Causes of death.

**Theme 10. Postoperative tertiary peritonitis: errors, dangers, complications in the treatment of peritonitis**

**Questions to the topic:** Postoperative peritonitis (subhepatic, subphrenic abscess, Douglas abscess, interintestinal abscesses, tertiary peritonitis). The reasons for the occurrence. Clinic. Diagnostics. Treatment.

**Theme 11 Topical issues of preoperative preparation and postoperative management of patients.**

**Questions to the topic:**

The main tasks of the preoperative period: establishing an accurate surgical diagnosis is the key to successful surgical treatment; the decision on the urgency of the operation and the degree of need for the use of the surgical and the degree of need for the use of the surgical treatment; knowledge of absolute and relative indications in planned and emergency surgery; the need to assess the state of the basic systems of the body; identification of contraindications for surgery, their impact on the possibility of surgery.

The preparatory stage of the preoperative period is an important stage in the surgical treatment of the patient.

**Topic 12. Minimally invasive and less traumatic laparoscopic and thoracoscopic operations.**

**Questions to the topic:**

1. Therapeutic endoscopy. The main types of manipulation. The conditions for their use. Efficiency.

2. Duodenoscopy, endoscopic interventions on the BDS, RPHG. Papillotomy. Methods, instruments, indications, contraindications, conditions of execution, complications and errors. Hardware, tools. Arsenal of interventions. Further tactics after interventions on the BDS.

3. Choledochoscopy. Intraoperative interventions and transphystic interventions. Ways to create access to the choledochus. Diagnostic and therapeutic manipulations. Endoscopic tactics for external biliary fistulas. Methods, instruments, indications, contraindications, conditions of implementation.


4. Thoracoscopy. Indications and contraindications, conditions of implementation. Diagnostic and treatment options.

5. Surgical thoracoscopy. Arsenal of methods. Options for intervention. Hardware, complications and errors.

**4. LABORATORY REPORTS**

**Not provided.**

**5. TOPICS OF TERM PAPERS, QUIZZES, ESSAY**

Ministry of Science and High Education of RF Ulyanovsk State University	Form	
F – Evaluation funds of the discipline		

Abstracts are written on the main topics of practical classes on missed classes and topics of independent work.

The purpose and main tasks of writing essays are aimed at achieving the most complete development of program material in the studied discipline.

Requirements for writing an abstract

Structure - this is the same plan that it is advisable to adhere to in order to get a good and clear scientific work. Mandatory essay should include

- title page;
- content;
- introduction;
- main part;
- conclusion;
- list of references.

You can also include the following elements in the abstract structure:


- goal of the work;
- methodology of the work;
- results of work;
- applications (if any).

### **Topics for writing an essay**

1. Examination and treatment of patients with emergency abdominal surgical pathology
2. Diagnosis and treatment of patients with postoperative peritonitis
3. Features of the clinic, diagnosis and treatment of strangulation intestinal obstruction
4. Differential jaundice. Principles of treatment for obstructive jaundice
5. Differential diagnosis for gastric dyspepsia syndrome. Indications for surgical treatment of pathologies of the stomach.
6. Hernia of the abdomen. Methods of plastic hernia gate. Features of the treatment of hernias in children.
7. Acute complications of peptic ulcer of the stomach and duodenum

### **5. LIST OF QUESTIONS TO THE CREDIT.**

1. The etiology and pathogenesis of peptic ulcer of the stomach and intestines. Pathological changes. Stage of development of peptic ulcer. Clinic and diagnosis. Features of the clinical course, depending on the location of the ulcer, indications for surgical treatment of peptic ulcer of the stomach and duodenum, complications of peptic ulcer, methods for resection of the stomach, their modifications, advantages, disadvantages.
2. Peptic ulcer of the stomach and duodenum, complicated by bleeding. Forrest classification. Clinic, diagnostics. Symptoms Modern methods of endoscopic hemostasis. Methods of surgical treatment.

Ministry of Science and High Education of RF Ulyanovsk State University	Form	
F – Evaluation funds of the discipline		

3. Peptic ulcer of the stomach and duodenum, complicated by perforation.

Classification, clinic, diagnostics. Symptoms Methods of surgical treatment. Taylor treatment.

4. Mellory-Weiss syndrome. The causes of the development of the disease, clinic, diagnosis, differential diagnosis. Conservative and surgical treatment.

5. Malignancy of an ulcer. The frequency of malignancy. Clinic, diagnostics. Mass screening methods. The role of gastroscopy in diagnosis. Stomach cancer. Clinic, small signs according to Savitsky. Treatment.

6. Pyloroduodenal stenosis, classification. Clinic, complications, treatment.

7. Anatomy of the gallbladder and extrahepatic bile ducts. Inspection techniques for pathology of the gallbladder and extrahepatic biliary tract. Acute cholecystitis.

Clinic, diagnosis, treatment.

8. Acute and chronic appendicitis. Classification, clinic, diagnostics, differential diagnostics. The main symptoms. Indications and contraindications for surgical treatment.

nine . Acute appendicitis. Complications of acute appendicitis. Clinic of various complications: their diagnosis. Treatment, indications and contraindications for appendectomy, choice of anesthesia method and operative access.

10. Anatomical and physiological information about the cecum and the appendix. Acute appendicitis. Classification. Pathological forms. Etiology, pathogenesis.


Clinic and diagnosis. Features of the clinic, depending on the variant of the position of the appendix.

11. Gallstone disease. Epidemiology, frequency. Etiology, pathogenesis, Classification, clinic, diagnosis, differential diagnosis. Treatment: indication for surgery. Modern minimally invasive methods of surgical treatment.

12. Acute cholecystitis, differential diagnosis of various types of jaundice. Clinic, diagnosis, tactics of a surgeon. Complications of acute cholecystitis. Features of the tactics of the surgeon in patients with destructive cholecystitis in the elderly. Modern methods of treating obstructive jaundice.

Features of the postoperative period in various situations.

13. Anatomical and physiological information about the pancreas. Actual issues of acute pancreatitis. Etiology, pathogenesis, clinic. Differential diagnosis. Conservative treatment depending on the stage of the disease. Outcomes of disease. Diagnosis of destructive forms of pancreatitis. Indications for surgical treatment and types of operations.

Ministry of Science and High Education of RF Ulyanovsk State University	Form	
F – Evaluation funds of the discipline		

14. Complications of acute pancreatitis, diagnosis, treatment. Online access. Pancreatic destruction drainage methods.

15. The definition of acute intestinal obstruction. Classification (by origin, pathogenesis, anatomical localization, clinical course).

Methods of examination of patients with acute intestinal obstruction. Differential diagnosis of dynamic and mechanical obstruction.

16. The definition of acute intestinal obstruction. Clinic. Differential diagnosis of spastic and mechanical obstruction. Tactics of a surgeon with mechanical obstruction. Features of obstructive, strangulation and mixed forms of intestinal obstruction. Operational access for various forms and localization of acute intestinal obstruction. 17. The choice of the method of operation and the technique of surgical intervention for inversion, intussusception, strangulated hernia, obstruction by a tumor or fecal stone. Features of the clinic. Features of the postoperative period.

18. Adhesive disease, clinical forms. Diagnosis and differential diagnosis of adhesive obstruction. Surgical Tactics. Diagnostic and tactical errors in the treatment of adhesive intestinal obstruction.

nineteen. . The definition of hernia. Elements of a hernia of the abdomen. Classification of hernias by origin, localization, course.

20. Complications of hernias. Definition of a concept. Classification, Clinic, diagnosis, treatment. Modern methods of hernia gate repair.

21. Inguinal hernia. Clinic, diagnosis, treatment.

22. Femoral hernias. Clinic, diagnosis, treatment.

23. Umbilical hernia. Clinic, diagnosis, treatment. Features of a hernia clinic in children.

24. Postoperative hernia. Clinic, diagnosis, treatment.


25. Hernias of the white line. Clinic, diagnosis, treatment.

26. Definition of peritonitis. Anatomical and physiological information about the peritoneum.

Classification of peritonitis (by clinical course, localization, nature of effusion, by the nature of the pathogen, by stage)

27. Surgeon tactics and methods for early diagnosis of peritonitis. Features of the course of postoperative peritonitis. Tertiary peritonitis. Preparing patients for surgery. The principles of surgical treatment of various peritonitis.

28. Breast injuries: classification, complications. Pneumothorax and hydrothorax. Clinic and diagnosis. Treatment methods. Classification of polytrauma. Combined injuries of the chest and abdomen: classification, complications. Clinic and diagnostics. Treatment methods.

Ministry of Science and High Education of RF Ulyanovsk State University	Form	
F – Evaluation funds of the discipline		


29. Abdominal injuries: classification, complications. Clinic and diagnostics. Treatment methods.

Classification of polytrauma. Combined injuries of the chest and abdomen: classification, complications. Clinic and diagnostics. Treatment methods.

30. Coronary disease of the digestive system. Disorder of mesenteric circulation. Mesenteric ischemia. Clinic and diagnostics. Treatment methods.


### 5. Independent study

№	Section of Topic	Type of independent study	hours	type of assessment
1	Errors, dangers, complications in the treatment of acute appendicitis.	Creation of multimedia presentations, viewing educational videos on the topics of classes, followed by discussion and answers to questions, solving situational задач,	2	Essay and discussion. Interview
2	Modern methods of treatment of gallstone disease and its complications.		2	Demonstration of presentations, answers and analysis of situational tasks
3	Pancreatic diseases: mistakes, dangers, complications. Acute and chronic pancreatitis: clinic, diagnosis, treatment		2	Essay and discussion. Interview
4	Peptic ulcer of the stomach and duodenum. Complications		2	Demonstration of presentations, answers and analysis of situational tasks
5	Modern methods of treating gastroduodenal bleeding		2	Essay and discussion. Interview
6	Acute intestinal obstruction: errors, dangers, complications.		2	Demonstration of presentations, answers and analysis of situational


Ministry of Science and High Education of RF Ulyanovsk State University	Form	
F – Evaluation funds of the discipline		

				tasks
7	Hernia: modern methods of hernia repair		2	Essay and discussion. Interview
8	Complications of diseases of the colon)		2	Demonstration of presentations, answers and analysis of situational tasks
9	Injuries to the abdomen and chest. Combined injury. Polytrauma		2	Essay and discussion. Interview
10	Postoperative tertiary peritonitis: errors, dangers, complications in the treatment of peritonitis		2	Demonstration of presentations, answers and analysis of situational tasks
11	Actual issues of preoperative preparation and postoperative management of patients ..		2	Essay and discussion. Interview
12	Minimally invasive and less traumatic laparoscopic and thoracoscopic operations.		2	Demonstration of presentations, answers and analysis of situational tasks
	<b>Total course</b>		<b>24</b>	



Ministry of Science and High Education of RF Ulyanovsk State University	Form	
F – Evaluation funds of the discipline		

## **10. EDUCATIONAL AND METHODOLOGICAL AND INFORMATION SUPPORT OF DISCIPLINE**

Ministry of Science and High Education of RF Ulyanovsk State University	Form	
F – Evaluation funds of the discipline		

## 11. MATERIAL AND TECHNICAL SUPPORT OF DISCIPLINE:

### Inventory sheet

- Educational and methodological materials (methodological developments for students, methodological developments for teachers, teaching aids for students, methodological developments for independent work of students) for each lesson - are available at the department.
- Regulatory documents (work program and educational state standard) - are available at the department.
- Computer training programs, presentations for each lesson - are available at the department.
- Internet access - available at the department.

The clinical base (State Health Institution "Ulyanovsk Regional Clinical Center for Specialized Types of Medical Care") is equipped with the necessary instruments and equipment for outpatient, skilled and specialized surgical care, including ultrasound, endoscopic equipment, equipment for computed and magnetic resonance imaging, x-ray surgical equipment, equipment for minimally invasive interventions. Separate viewing rooms equipped to receive and show patients.

## 12. SPECIAL CONDITIONS FOR STUDENTS WITH DISABILITIES

If necessary, students from among persons with disabilities (at the request of the student) can be offered one of the following options for the perception of information, taking into account their individual psychophysical characteristics:

- for persons with visual impairments: in printed form in an enlarged font; in the form of an electronic document; in the form of an audio file (translation of educational materials into  audio format); in printed form in Braille; individual consultations with the involvement of a tiflosurd interpreter; individual assignments and consultations;
- for persons with hearing impairments: in printed form; in the form of an electronic document; videos with subtitles; individual consultations with the involvement of a sign language interpreter; individual assignments and consultations;
- for persons with disabilities of the musculoskeletal system: in printed form; in the form of an electronic document; in the form of an audio file; individual assignments and consultations.

Developer  associate professor Chavkin P.M.

Main literature:

1 Merzlikin, N. V. Surgical diseases : in 2 vol. Vol. 1. : textbook / N. V. Merzlikin, N. A. Brazhnikova, B. I. Alperovich, V. F. Tskhai. - Москва : ГЭОТАР-Медиа, 2021. - 360 с. - ISBN 978-5-9704-5852-5. - Текст : электронный // ЭБС "Консультант студента" : [сайт]. - URL : <https://www.studentlibrary.ru/book/ISBN9785970458525.html>

2 Kruchkova, A. V. Care for Surgical Patients / A. V. Kruchkova, Yu. V. Kondusova, I. A. Poletayeva and others; edited by A. V. Kruchkova. - Москва : ГЭОТАР-Медиа, 2020. - 144 с. - ISBN 978-5-9704-5664-4. - Текст : электронный // ЭБС "Консультант студента" : [сайт]. - URL : <https://www.studentlibrary.ru/book/ISBN9785970456644.html>

Additional literature:

1 Косцова, Н. Г. Основы ухода за пациентом в хирургической клинике = Basics of Nursing Care in Surgery : учебное пособие на русском и английском языках / Косцова Н. Г. , Бадретдинова А. И. , Тигай Ж. Г. [и др. ] - Москва : ГЭОТАР-Медиа, 2020. - 312 с. - ISBN 978-5-9704-5383-4. - Текст : электронный // ЭБС "Консультант студента" : [сайт]. - URL : <https://www.studentlibrary.ru/book/ISBN9785970453834.html>

2 Толкачёв К. С. Практические навыки в хирургии = Practical skills in surgery : учебное пособие / К. С. Толкачёв, С. В. Соколова. - Иркутск : ИГМУ, 2019. - 71 с. - Текст : электронный // ЭБС "Букап" : [сайт]. - URL : <https://www.books-up.ru/ru/book/prakticheskie-navyki-v-hirurgii-12256766/>

3 Kimberly A. Davis; Raul Coimbra. Surgical Decision Making in Acute Care Surgery  
New York : Thieme. 2020. eBook.  
<https://search.ebscohost.com/login.aspx?direct=true&db=nlebk&AN=2554065&site=ehost-live&scope=site>

4 Nikolaev, A. V. Topographic Anatomy and Operative Surgery : textbook / A. V. Nikolaev. - М. : GEOTAR-Media, 2021. - 672 p. - 672 с. - ISBN 978-5-9704-6095-5. - Текст : электронный // ЭБС "Консультант студента" : [сайт]. - URL : <https://www.studentlibrary.ru/book/ISBN9785970460955.html>

5 Lagoon, M. A. The Course of Faculty (Analitical) Surgery in Pictures, Tables and Schemes / M. A. Lagoon, B. S. Kharitonov, edited by professor S. V. Vertyankin - Москва : ГЭОТАР-Медиа, 2017. - 436 с. - ISBN 978-5-9704-3927-2. - Текст : электронный // ЭБС "Консультант студента" : [сайт]. - URL : <https://www.studentlibrary.ru/book/ISBN9785970439272.html>

16.05.2021

**AGREED:**

*И. Шиботкина*  
Position of scientific library employee

*Иваденникова*  
full name

*Иваденникова*  
signature

*16.05.2021*  
date

C) Professional databases, information and reference systems

**1. Electronic library systems:**

1.1. **IPRbooks** [electronic resource]: electronic library system / group of companies AI PI er Media . - Electron. Dan. - Saratov , [2018]. - Mode of access: <http://www.iprbookshop.ru>.

1.2. **Consultant student** [Electronic resource]: electronic library system /, ООО Politeness. - Electron. Dan. – Moscow, [in 2018]. - Mode of access: <http://www.studentlibrary.ru/pages/catalogue.html>.

1.3. **LAN** [Electronic resource]: electronic library system / LLC EBS LAN. - Electron. Dan – St. Petersburg, [2018]. - Access mode: <https://e.lanbook.com>.

**2. ConsultantPlus** [electronic resource]: reference legal system. / Consultant Plus company- Electron. Dan. - Moscow: ConsultantPlus, [2018].

**3. Database of periodicals**[Electronic resource]: electronic journals / LLC IVIS. - Electron. Dan. - Moscow, [in 2018]. - Mode of access: <https://dlib.eastview.com/browse/udb/12>.

**4. National electronic library** [Electronic resource]: electronic library. - Electron. Dan. – Moscow, [in 2018]. - Access mode: <https://нэб.рф>.

**5. Electronic library of dissertations** of the Russian state library [Electronic resource]: electronic library / fgbu RGB - Electron. Dan. – Moscow, [in 2018]. - Mode of access: <https://dvs.rsl.ru>.

**6. Federal information and educational portals:**

6.1. Information system [A single window for accessing educational resources](http://window.edu.ru). Mode of access: <http://window.edu.ru>

6.2. Federal portal [Russian education](http://www.edu.ru). Mode of access: <http://www.edu.ru>


**7. Ulsu Educational resources:**

7.1. Electronic library USU. Mode of access : <http://lib.ulsu.ru/MegaPro/Web>

7.2. Ulsu Educational portal. Mode of access : <http://edu.ulsu.ru>

02.06.2021

Замнач УИТ | Коченов А.В. | Т.В.  
Должность сотрудника УИТ | ФИО | подпись | дата

Ministry of Science and High Education of RF Ulyanovsk State University	Form	
F – Evaluation funds of the discipline		

## 1. databases, reference and search engines.

### 1. Электронно-библиотечные системы:

1.1. IPRbooks : электронно-библиотечная система : сайт / группа компаний Ай Пи Ар Медиа. - Саратов, [2021]. – URL: <http://www.iprbookshop.ru>. – Режим доступа: для зарегистрир. пользователей. - Текст : электронный.

1.2. ЮРАЙТ : электронно-библиотечная система : сайт / ООО Электронное издательство ЮРАЙТ. – Москва, [2021]. - URL: <https://urait.ru>. – Режим доступа: для зарегистрир. пользователей. - Текст : электронный.

1.3. Консультант студента : электронно-библиотечная система : сайт / ООО Политехресурс. – Москва, [2021]. – URL: <https://www.studentlibrary.ru/cgi-bin/mb4x>. – Режим доступа: для зарегистрир. пользователей. – Текст : электронный.

1.4. Консультант врача : электронно-библиотечная система : сайт / ООО Высшая школа организации и управления здравоохранением-Комплексный медицинский консалтинг. – Москва, [2021]. – URL: <https://www.rosmedlib.ru>. – Режим доступа: для зарегистрир. пользователей. – Текст : электронный.

1.5. Большая медицинская библиотека : электронно-библиотечная система : сайт / ООО Букап. – Томск, [2021]. – URL: <https://www.books-up.ru/ru/library/> . – Режим доступа: для зарегистрир. пользователей. – Текст : электронный.

1.6. Лань : электронно-библиотечная система : сайт / ООО ЭБС Лань. – Санкт-Петербург, [2021]. – URL: <https://e.lanbook.com>. – Режим доступа: для зарегистрир. пользователей. – Текст : электронный.

1.7. **Znanium.com** : электронно-библиотечная система : сайт / ООО Знаниум. - Москва, [2021]. - URL: <http://znanium.com> . – Режим доступа : для зарегистрир. пользователей. - Текст : электронный.

1.8. Clinical Collection : коллекция для медицинских университетов, клиник, медицинских библиотек // EBSCOhost : [портал]. – URL: <http://web.b.ebscohost.com/ehost/search/advanced?vid=1&sid=9f57a3e1-1191-414b-8763-e97828f9f7e1%40sessionmgr102> . – Режим доступа : для авториз. пользователей. – Текст : электронный.

1.9. Русский язык как иностранный : электронно-образовательный ресурс для иностранных студентов : сайт / ООО Компания «Ай Пи Ар Медиа». – Саратов, [2021]. – URL: <https://ros-edu.ru>. – Режим доступа: для зарегистрир. пользователей. – Текст : электронный.

**2. КонсультантПлюс** [Электронный ресурс]: справочная правовая система. /ООО «Консультант Плюс» - Электрон. дан. - Москва : КонсультантПлюс, [2021].

### 3. Базы данных периодических изданий:

3.1. База данных периодических изданий : электронные журналы / ООО ИВИС. - Москва, [2021]. – URL: <https://dlib.eastview.com/browse/udb/12>. – Режим доступа : для авториз. пользователей. – Текст : электронный.

3.2. eLIBRARY.RU: научная электронная библиотека : сайт / ООО Научная Электронная Библиотека. – Москва, [2021]. – URL: <http://elibrary.ru>. – Режим доступа : для авториз. пользователей. – Текст : электронный

3.3. «Grebennikon» : электронная библиотека / ИД Гребенников. – Москва, [2021]. – URL: <https://id2.action-media.ru/Personal/Products>. – Режим доступа : для авториз. пользователей. – Текст : электронный.

**4. Национальная электронная библиотека** : электронная библиотека : федеральная государственная информационная система : сайт / Министерство культуры РФ ; РГБ. – Москва, [2021]. – URL: <https://нэб.рф>. – Режим доступа : для пользователей научной библиотеки. – Текст : электронный.

**6. Федеральные информационно-образовательные порталы:**

6.1. Единое окно доступа к образовательным ресурсам : федеральный портал . – URL: <http://window.edu.ru/> . – Текст : электронный.

6.2. Российское образование : федеральный портал / учредитель ФГАУ «ФИЦТО». – URL: <http://www.edu.ru>. – Текст : электронный.

**7. Образовательные ресурсы УлГУ:**

7.1. Электронная библиотечная система УлГУ : модуль «Электронная библиотека» АБИС Мега-ПРО / ООО «Дата Экспресс». – URL: <http://lib.ulsu.ru/MegaPro/Web>. – Режим доступа : для пользователей научной библиотеки. – Текст : электронный.

СОГЛАСОВАНО:

зам. нач. УИТ / Ключков В / [подпись] / 19.04.22  
Должность сотрудника УИТ                      Ф.И.О.                      подпись                      дата



**1. Электронно-библиотечные системы:**

1.1. Цифровой образовательный ресурс IPRsmart : электронно-библиотечная система : сайт / ООО Компания «Ай Пи Ар Медиа». - Саратов, [2022]. – URL: <http://www.iprbookshop.ru>. – Режим доступа: для зарегистрир. пользователей. - Текст : электронный.

1.2. Образовательная платформа ЮРАЙТ : образовательный ресурс, электронная библиотека : сайт / ООО Электронное издательство ЮРАЙТ. – Москва, [2022]. - URL: <https://urait.ru>. – Режим доступа: для зарегистрир. пользователей. - Текст : электронный.

1.3. База данных «Электронная библиотека технического ВУЗа (ЭБС «Консультант студента») : электронно-библиотечная система : сайт / ООО Политехресурс. – Москва, [2022]. – URL: <https://www.studentlibrary.ru/cgi-bin/mb4x>. – Режим доступа: для зарегистрир. пользователей. – Текст : электронный.

1.4. Консультант врача. Электронная медицинская библиотека : база данных : сайт / ООО Высшая школа организации и управления здравоохранением-Комплексный медицинский консалтинг. – Москва, [2022]. – URL: <https://www.rosmedlib.ru>. – Режим доступа: для зарегистрир. пользователей. – Текст : электронный.

1.5. Большая медицинская библиотека : электронно-библиотечная система : сайт / ООО Букап. – Томск, [2022]. – URL: <https://www.books-up.ru/ru/library/> . – Режим доступа: для зарегистрир. пользователей. – Текст : электронный.

1.6. ЭБС Лань : электронно-библиотечная система : сайт / ООО ЭБС Лань. – Санкт-Петербург, [2022]. – URL: <https://e.lanbook.com>. – Режим доступа: для зарегистрир. пользователей. – Текст : электронный.

1.7. ЭБС Znanium.com : электронно-библиотечная система : сайт / ООО Знаниум. - Москва, [2022]. - URL: <http://znanium.com> . – Режим доступа : для зарегистрир. пользователей. - Текст : электронный.

1.8. Clinical Collection : научно-информационная база данных EBSCO // EBSCOhost : [портал]. – URL: <http://web.b.ebscohost.com/ehost/search/advanced?vid=1&sid=9f57a3e1-1191-414b-8763-e97828f9f7e1%40sessionmgr102> . – Режим доступа : для авториз. пользователей. – Текст : электронный.

1.9. База данных «Русский как иностранный» : электронно-образовательный ресурс для иностранных студентов : сайт / ООО Компания «Ай Пи Ар Медиа». – Саратов, [2022]. – URL: <https://ros-edu.ru>. – Режим доступа: для зарегистрир. пользователей. – Текст : электронный.

**2. КонсультантПлюс** [Электронный ресурс]: справочная правовая система. /ООО «Консультант Плюс» - Электрон. дан. - Москва : КонсультантПлюс, [2022].

**3. Базы данных периодических изданий:**

3.1. База данных периодических изданий EastView : электронные журналы / ООО ИВИС. - Москва, [2022]. – URL: <https://dlib.eastview.com/browse/udb/12>. – Режим доступа : для авториз. пользователей. – Текст : электронный.

3.2. eLIBRARY.RU: научная электронная библиотека : сайт / ООО Научная Электронная Библиотека. – Москва, [2022]. – URL: <http://elibrary.ru>. – Режим доступа : для авториз. пользователей. – Текст : электронный

3.3. Электронная библиотека «Издательского дома «Гребенников» (Grebinnikon) : электронная библиотека / ООО ИД Гребенников. – Москва, [2022]. – URL: <https://id2.action-media.ru/Personal/Products>. – Режим доступа : для авториз. пользователей. – Текст : электронный.

**4. Федеральная государственная информационная система «Национальная электронная библиотека»** : электронная библиотека : сайт / ФГБУ РГБ. – Москва, [2022]. – URL: <https://нэб.рф>. – Режим доступа : для пользователей научной библиотеки. – Текст : электронный.

**5. SMART Imagebase** : научно-информационная база данных EBSCO // EBSCOhost : [портал]. – URL: <https://ebsco.smartimagebase.com/?TOKEN=EBSCO-1a2ff8c55aa76d8229047223a7d6dc9c&custid=s6895741>. – Режим доступа : для авториз. пользователей. – Изображение : электронные.



**6. Федеральные информационно-образовательные порталы:**

6.1. Единое окно доступа к образовательным ресурсам : федеральный портал . – URL: <http://window.edu.ru/> . – Текст : электронный.

6.2. Российское образование : федеральный портал / учредитель ФГАУ «ФИЦТО». – URL: <http://www.edu.ru>. – Текст : электронный.


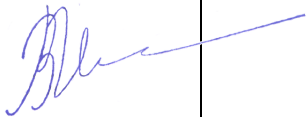
**7. Образовательные ресурсы УлГУ:**

7.1. Электронная библиотечная система УлГУ : модуль «Электронная библиотека» АБИС Мега-ПРО / ООО «Дата Экспресс». – URL: <http://lib.ulsu.ru/MegaPro/Web>. – Режим доступа : для пользователей научной библиотеки. – Текст : электронный.

СОГЛАСОВАНО:

зам. нач УИТ / Ключков В / [подпись] / 19.04.22  
Должность сотрудника УИТ                      Ф.И.О.                      подпись                      дата

**LIST OF CHANGES of**  
**Educational plan of discipline ” Actual issues of hospital surgery”**  
**Speciality 31.05.01. «General medicine»**

<b>№</b>	<b>Content of the change or a link to the attached text of the</b>	<b>Full name of the head of the Department developing the discipline</b>	<b>Signature</b>	<b>Date</b>
1	Introduction of changes to item C) Professional databases, information and reference systems item 11 "Educational, methodological and information support of the discipline" with the design of Appendix 1	Midlenko V.I.		31.08.22
2	Introduction of changes to item A) Recommended Literature item 11 "Educational, methodological and information support of the discipline" with the design of Appendix 2	Midlenko V.I.		31.08.22

Main literature:

1 Merzlikin, N. V. Surgical diseases : in 2 vol. Vol. 1. : textbook / N. V. Merzlikin, N. A. Brazhnikova, B. I. Alperovich, V. F. Tskhai. - Москва : ГЭОТАР-Медиа, 2021. - 360 с. - ISBN 978-5-9704-5852-5. - Текст : электронный // ЭБС "Консультант студента" : [сайт]. - URL : <https://www.studentlibrary.ru/book/ISBN9785970458525.html>

2 Kruchkova, A. V. Care for Surgical Patients / A. V. Kruchkova, Yu. V. Kondusova, I. A. Poletayeva and others; edited by A. V. Kruchkova. - Москва : ГЭОТАР-Медиа, 2020. - 144 с. - ISBN 978-5-9704-5664-4. - Текст : электронный // ЭБС "Консультант студента" : [сайт]. - URL : <https://www.studentlibrary.ru/book/ISBN9785970456644.html>

Additional literature:

1 Косцова, Н. Г. Основы ухода за пациентом в хирургической клинике = Basics of Nursing Care in Surgery : учебное пособие на русском и английском языках / Косцова Н. Г. , Бадретдинова А. И. , Тигай Ж. Г. [и др. ] - Москва : ГЭОТАР-Медиа, 2020. - 312 с. - ISBN 978-5-9704-5383-4. - Текст : электронный // ЭБС "Консультант студента" : [сайт]. - URL : <https://www.studentlibrary.ru/book/ISBN9785970453834.html>

2 Tolkachev K. S. Practical skills in surgery: учебное пособие / К. С. Толкачёв, С. В. Соколова. - Иркутск : ИГМУ, 2019. - 71 с. - Текст: электронный // ЭБС "Букап" : [сайт]. - URL: <https://www.books-up.ru/ru/book/prakticheskie-navyki-v-hirurgii-12256766/>

3 Dydykin, S. S. Topographic Anatomy and Operative Surgery. Workbook. In 2 parts. Part II / Edited by S. S. Dydykin. - Москва : ГЭОТАР-Медиа, 2022. - 120 с. - ISBN 978-5-9704-6452-6. - Текст : электронный // ЭБС "Консультант студента" : [сайт]. - URL : <https://www.studentlibrary.ru/book/ISBN9785970464526.html>

Educational- methodical:

Belonogov N. I.

Guidelines for independent study discipline "Hospital surgery, pediatric surgery" in the specialties 05.31.01 - General Medicine / N. I. Belonogov. - Ulyanovsk : UISU, 2019. - 12 p. - Неопубликованный ресурс. - URL: <http://lib.ulsu.ru/MegaPro/Download/MObject/10929>. - Режим доступа: ЭБС УлГУ. - Текст : электронный.

AGREED:

*Специалист ведущий: Старальников Стел* 18.05.2023

The position of the worker scientific library

Full name

signature

data

**1. Электронно-библиотечные системы:**

1.1. Цифровой образовательный ресурс IPRsmart : электронно-библиотечная система : сайт / ООО Компания «Ай Пи Ар Медиа». - Саратов, [2023]. - URL: <http://www.iprbookshop.ru>. - Режим доступа: для зарегистрир. пользователей. - Текст : электронный.

1.2. Образовательная платформа ЮРАЙТ : образовательный ресурс, электронная библиотека : сайт / ООО Электронное издательство «ЮРАЙТ». - Москва, [2023]. - URL: <https://urait.ru>. - Режим доступа: для зарегистрир. пользователей. - Текст : электронный.

1.3. База данных «Электронная библиотека технического ВУЗа (ЭБС «Консультант студента») : электронно-библиотечная система : сайт / ООО «Политехресурс». - Москва, [2023]. - URL: <https://www.studentlibrary.ru/cgi-bin/mb4x>. - Режим доступа: для зарегистрир. пользователей. - Текст : электронный.

1.4. Консультант врача. Электронная медицинская библиотека : база данных : сайт / ООО «Высшая школа организации и управления здравоохранением-Комплексный медицинский консалтинг». - Москва, [2023]. - URL: <https://www.rosmedlib.ru>. - Режим доступа: для зарегистрир. пользователей. - Текст : электронный.

1.5. Большая медицинская библиотека : электронно-библиотечная система : сайт / ООО «Букап». - Томск, [2023]. - URL: <https://www.books-up.ru/ru/library/>. - Режим доступа: для зарегистрир. пользователей. - Текст : электронный.

1.6. ЭБС Лань : электронно-библиотечная система : сайт / ООО ЭБС «Лань». - Санкт-Петербург, [2023]. - URL: <https://e.lanbook.com>. - Режим доступа: для зарегистрир. пользователей. - Текст : электронный.

1.7. ЭБС Znanium.com : электронно-библиотечная система : сайт / ООО «Знаниум». - Москва, [2023]. - URL: <http://znanium.com>. - Режим доступа : для зарегистрир. пользователей. - Текст : электронный.

**2. КонсультантПлюс** [Электронный ресурс]: справочная правовая система. / ООО «Консультант Плюс» - Электрон. дан. - Москва : КонсультантПлюс, [2023].

**3. Базы данных периодических изданий:**

3.1. eLIBRARY.RU: научная электронная библиотека : сайт / ООО «Научная Электронная Библиотека». - Москва, [2023]. - URL: <http://elibrary.ru>. - Режим доступа : для авториз. пользователей. - Текст : электронный

3.2. Электронная библиотека «Издательского дома «Гребенников» (Grebinnikon) : электронная библиотека / ООО ИД «Гребенников». - Москва, [2023]. - URL: <https://id2.action-media.ru/Personal/Products>. - Режим доступа : для авториз. пользователей. - Текст : электронный.

**4. Федеральная государственная информационная система «Национальная электронная библиотека»** : электронная библиотека : сайт / ФГБУ РГБ. - Москва, [2023]. - URL: <https://нэб.рф>. - Режим доступа : для пользователей научной библиотеки. - Текст : электронный.



**5. Российское образование** : федеральный портал / учредитель ФГАУ «ФИЦТО». - URL: <http://www.edu.ru>. - Текст : электронный.

**6. Электронная библиотечная система УлГУ** : модуль «Электронная библиотека» АБИС Мега-ПРО / ООО «Дата Экспресс». - URL: <http://lib.ulsu.ru/MegaPro/Web>. - Режим доступа : для пользователей научной библиотеки. - Текст : электронный.

Согласовано:

*Ведущий инженер / Шуренко ЮВ / М.С. / 18.04.2023г*  
Должность сотрудника УИТиТ                      ФИО                      Подпись                      Дата

**LIST OF CHANGES of**  
**Educational plan of discipline ” Actual issues of hospital surgery”**  
**Speciality 31.05.01. «General medicine»**

<b>№</b>	<b>Content of the change or a link to the attached text of the</b>	<b>Full name of the head of the Department developing the discipline</b>	<b>Signature</b>	<b>Date</b>
1	Introduction of changes to item C) Professional databases, information and reference systems item 11 "Educational, methodological and information support of the discipline" with the design of Appendix 1	Midlenko V.I.		31.08.2023
2	Introduction of changes to item A) Recommended Literature item 11 "Educational, methodological and information support of the discipline" with the design of Appendix 2	Midlenko V.I.		31.08.2023